China Council of Lions Clubs Office

As of October 2026 Cumulative

Year	New Clubs	Dropped Clubs	Gain/ Loss Clubs	New Members	Charter Members	Reinstate Members	Transfer Members	Total Member Added	Total Members Dropped	Gain/ Loss Members
2022-2023	2	9	-7	4,323	399	358	392	5,472	4,947	525
2023-2024	65	5	60	7,507	1,952	491	532	10,482	5,527	4,955
2024-2025	102	82	20	5,405	2,847	548	553	9,353	6,944	2,409
2025-2026	138	46	92	6,515	3,919	762	778	11,974	8,754	3,220
2026-2027	35	3	32	2,756	994	122	233	4,105	526	3,579
Average	**68**	**29**	**39**	**5,301**	**2,022**	**456**	**498**	**8,277**	**5,340**	**2,938**

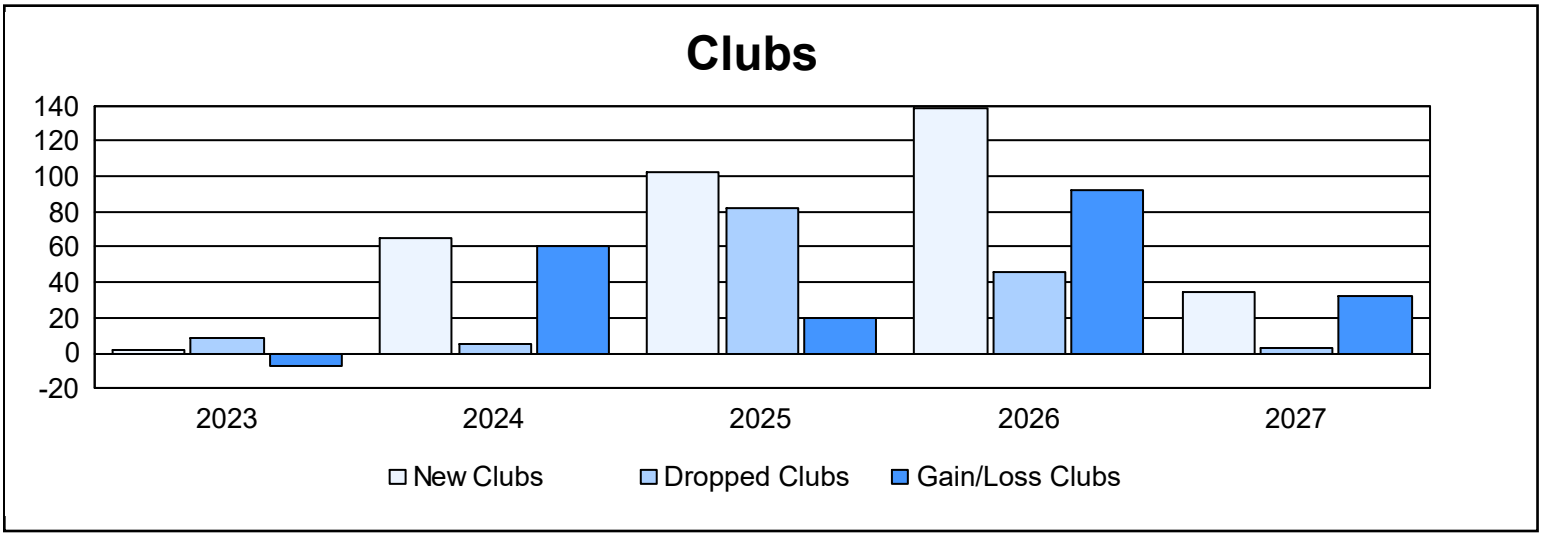

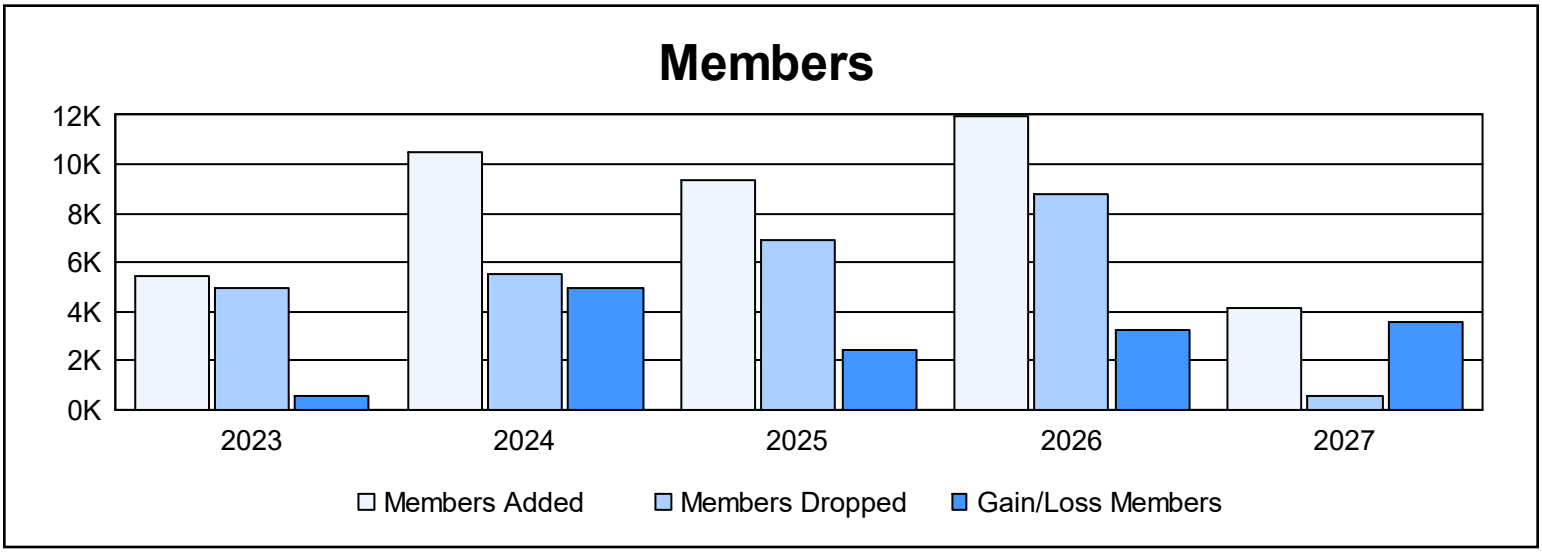

Membership Composition

October 2026 Cumulative

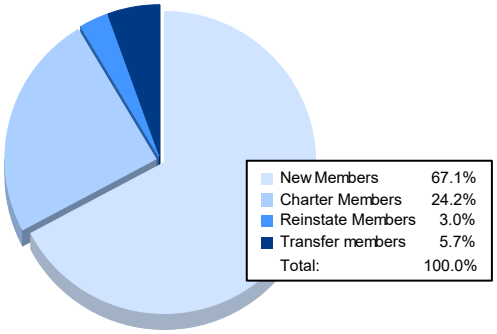

New Members	67.1%
Charter Members	24.2%
Reinstate Members	3.0%
Transfer members	5.7%
Total:	100.0%

Gender Composition

October 2026 Cumulative

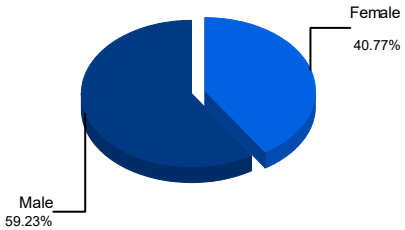

Female	40.77%
Male	59.23%
PreferNotToAnswer	0.00%
NonBinary	0.00%
Total:	100.00%